


Terminal Blocks

Klippon® Connect Product Portfolio

The pioneering solution for connectivity



Weidmüller 

Klippon® Connect Terminal Blocks

The pioneering solution for connectivity

- Future-proof connection technologies
- Fast and safe wiring
- Patented connection systems
- All commercially available connection technologies
- Complete product portfolio




SNAP IN technology



PUSH IN technology



Tension clamp technology



Screw connection technology



Stud technology

SNAP INto the Future

The worldwide novelty from the pioneer of industrial connectivity

Your benefits



QUICK

The new SNAP IN connection technology will take your wiring processes to a whole new level.



SIMPLE

Direct and tool-free wiring without wire end ferrules. Simply insert the stripped conductor into the pre-loaded connection point.




SAFE

The pre-loaded SNAP IN spring connection guarantees a safe and gas-tight connection of the conductor.



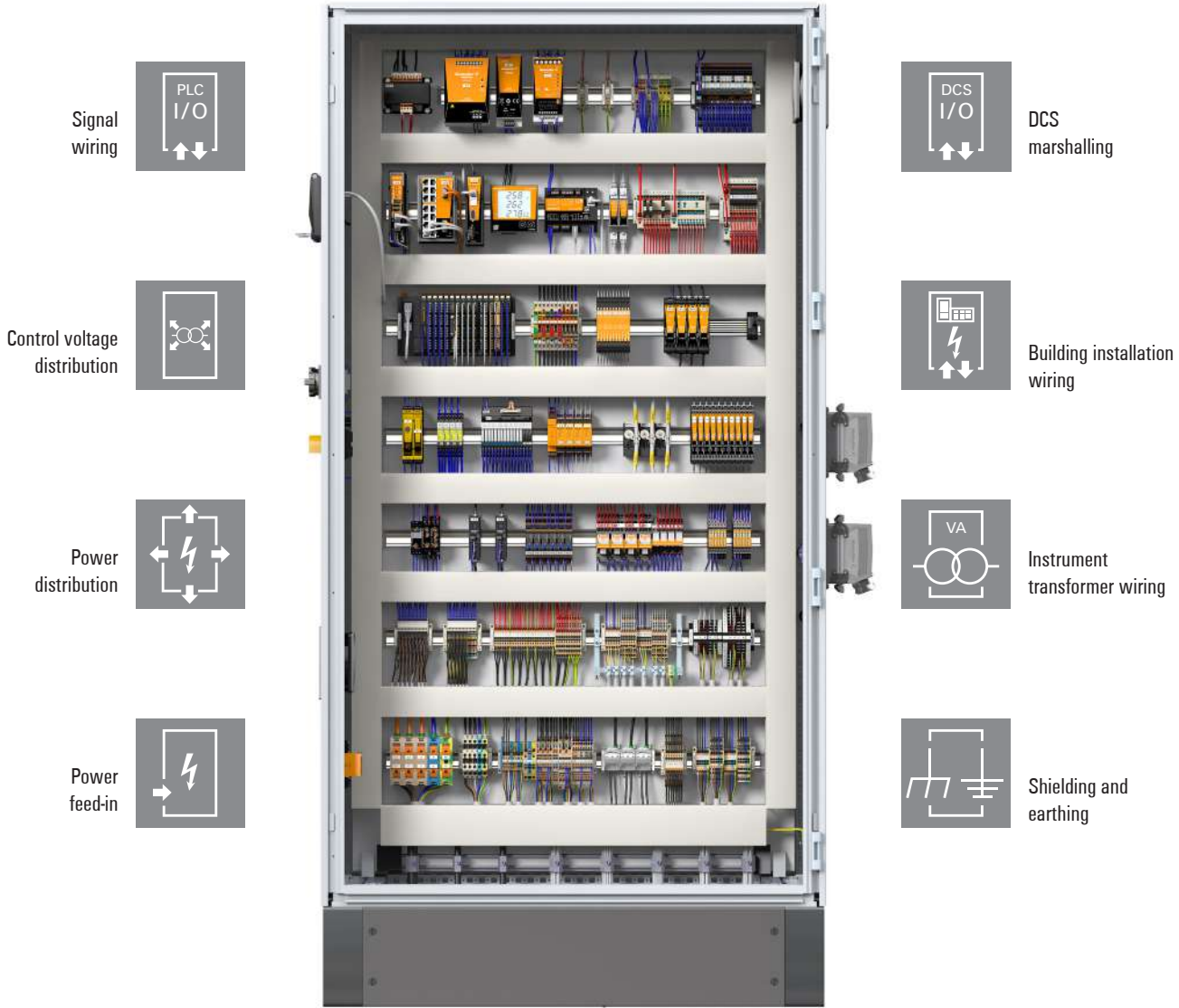
READY-TO-ROBOT

Ready-to-robot and optimally equipped for the automation processes of the future.



The Right Solution for Your Application

Klippon® Connect application-specific terminal blocks



Klippon® Connect application range



Signal wiring



DCS marshalling



Control voltage distribution



Building installation wiring



Power distribution



Instrument transformer wiring



Power feed-in





Shielding and earthing

Power Feed-In

Klippon® Connect application range

- Innovative PUSH IN power connection technology
- Wire connection up to 300 mm² (600 MCM)
- Space-saving compact design
- Connection of aluminum wires
- Uniform test system



Product highlights



High current terminal blocks with PUSH IN power connection technology

- Innovative PUSH IN power connection technology
- Simple and flexible mounting on the TS35 DIN rail or direct mounting on the mounting plate
- Additional connection for emergency power supply
- 2.5 mm² to 185 mm² (14 AWG - 350 MCM) connection range




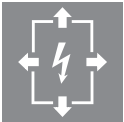
WPD power terminal blocks for copper and aluminum wires

- Connection of copper and aluminum wires
- Simple and flexible mounting on the TS35 DIN rail or direct mounting on the mounting plate
- Additional connection for emergency power supply
- 4 mm² to 300 mm² (12 AWG - 600 MCM) connection range


Power Distribution

Klippon® Connect application range

- High wiring density
- Uniform test system
- Space-saving compact design
- Connection of aluminum wires
- Combination of the advantages of clamping yoke and PUSH IN technology



Product highlights



AWPD 35 potential distribution terminal block with hybrid connection technology

- Compatible with the Klippon® Connect A-Series
- Combination of the advantages of the clamping yoke and PUSH IN technology
- 0.5 mm² to 35 mm² (20 - 2 AWG) connection range
- Standardized test adapter
- Unambiguous contact assignment
- Compact design
- High wiring density




WPD distribution block terminal blocks for copper and aluminum wires

- Connection of copper and aluminum wires
- Simple and flexible mounting on the TS35 DIN rail or direct mounting on the mounting plate
- 1.5 mm² to 185 mm² (16 AWG - 350 MCM) connection range
- Select items with UL listing according to UL 1953
- 200kA SCCR rating with proper fusing


Control Voltage Distribution

Klippon® Connect application range

- High wiring density
- Clear and structured design
- Uniform test system
- Space-saving compact design
- Full range for control voltage distribution
- Passive distribution with and without fuse
- Active distribution with electronic load monitoring



Product highlights



AAP potential distribution terminal blocks for the modular control voltage distribution

- One-to-one contact assignment
- High wiring density
- Compact design with 3.5 mm (0.138 in) width
- Clear arrangement thanks to color-coded pushers for the different potentials
- Modular system / flexibly expandable




maxGUARD: load monitoring and potential distribution in one complete solution

- Combination of load monitoring and potential distribution
- IO-Link capable
- 16 mm² (6 AWG) feed-in option
- Fixed and adjustable current values

Signal Wiring

Klippon® Connect application range

- Clear and structured design
- High wiring density
- Uniform test system
- Space-saving compact design of 3.5 mm (0.138 in)



Product highlights



AIO – sensor actuator terminal blocks

- High wiring density
- Clarity thanks to color-coded pushers for the different potentials
- Modular system / flexibly expandable
- Compact design with 3.5 mm (0.138 in) width



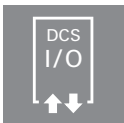
AxC 1.5 and AxT 1.5 terminal blocks with only 3.5 mm width

- High wiring density
- Compact design with 3.5 mm (0.138 in) width
- Wide range of variants in the 1.5 mm² (16 AWG) rated cross section
- Up to 60 wires on only 3.5 cm (1.38 in) width

DCS Marshalling

Klippon® Connect application range

- Flexible and modular complete system
- Full range with screw connection and PUSH IN connection technology
- High wiring density
- Uniform test system
- Space-saving compact design



Product highlights



PRV terminal blocks for signal marshalling and signal wiring

- Up to 64 connections on one terminal block
- Compact staircase design for maximum wiring density
- Feed-through or potential distributor variants
- Colored separation of the levels
- Numerous labeling options




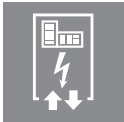
WMF, and new W2C and W2T terminal blocks with disconnect, fuse, PE and feed-through functions

- Modular system
- Disconnect, fuse, feed-through and protective earth (PE) function in one system
- Pluggable interface (WMF) in screw technology
- Integrated sockets for test plugs
- Up to three cross-connection channels

Building Installation Wiring

Klippon® Connect application range

- Compact design, ideal for small installation cabinets
- High wiring density
- Insulation measurements according to VDE 0100-718 and DIN VDE 0100-482
- Flexible and modular complete system



Product highlights



AITB installation terminal blocks for building installation wiring

- 3-phase cross-connection systems with L1, L2 and L3 potentials within one terminal block
- Insulation testing without disconnecting the neutral conductor thanks to disconnect slider
- Colored pushers and functional areas




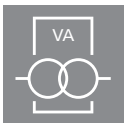
WPD main line branch terminal blocks for copper and aluminum wires

- Connection of copper and aluminum wires
- Simple and flexible mounting on the TS35 - DIN rail or direct mounting on the mounting plate
- 1.5 mm² to 70 mm² (16 - 2/0 AWG) connection range
- Flexible and stackable

Instrument Transformer Wiring

Klippon® Connect application range

- Unique "make before break" function
- Captive safety-relevant accessories
- Flexible and modular complete system
- Available in PUSH IN, screw connection or hybrid




Product highlights



TTB range for simple and safe instrument transformer wiring

- Unique "make before break" function
- Captive accessories
- Numerous accessories
- Color coding of the potentials
- Contour-matched PE terminal block
- Simple and flexible configuration




Pluggable TTB range for simple and safe instrument transformer wiring

- Unique "make before break" function integrated in the plug and lever
- Captive accessories
- Numerous accessories
- Color coding of the potentials
- Contour-matched PE terminal block
- Simple and flexible configuration


Shielding and Earthing

Klippon® Connect application range

- Easy and fast laying of cable shields
- Low transmission impedance
- Shielding bracket with integrated frequency filter



Product highlights



KLBU clamping bracket for connecting and grounding of the cable shield

- Simple and flexible mounting on the DIN rail or busbar
- High variety
- Low transmission impedance
- Optimal shielding



A2C PE terminal blocks for shielding and earthing

- Simple and safe production of a functional earth potential
- Cable shield can be connected as a pigtail
- 0.14 mm² to 10 mm² (26 - 8 AWG) connection range
- All connection technologies available
- Same footprint as feed-through terminal blocks

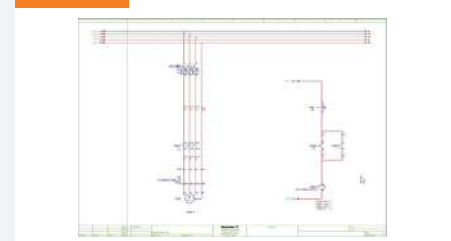
Weidmuller Configurator

The most simple and seamless planning tool for electrical designers

STEP
1

Project planning in the CAE system

- Data provision of over 20,000 articles
- Interface to ECAD systems



STEP
2

Product selection

- Transfer of terminal rails from the ECAD systems
- Logical combination of accessories
- Wizards and assistants for application solution



STEP
3

Documentation

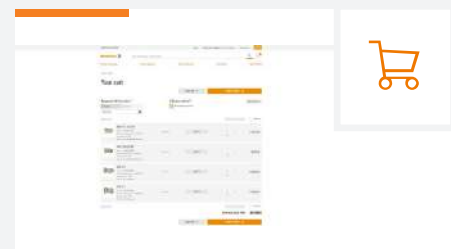
- Creation of parts lists
- Interface to marking software M-Print® PRO
- Dimensional drawings and layout charts




STEP
4

Immediate price calculation via the Fast Delivery Service (FDS)

- Automatic quote generation
- Delivery time promise
- Available from order quantity 1
- Single part delivery or as an assembled terminal rail





From Intelligent Article Data to the Finished Control Cabinet

Klippon® Connect offers data consistency throughout the whole control cabinet process

3D data models


- Preparation of 3D data models
- More than 20,000 items available

Intelligent article data

- Provision of the digital twin
- Integration options for all ECAD systems

Data interfaces

- Provision of data interfaces
- Easy data exchange between systems



Overlapping Process Solutions from Weidmuller

Increase efficiency and save time

Planning

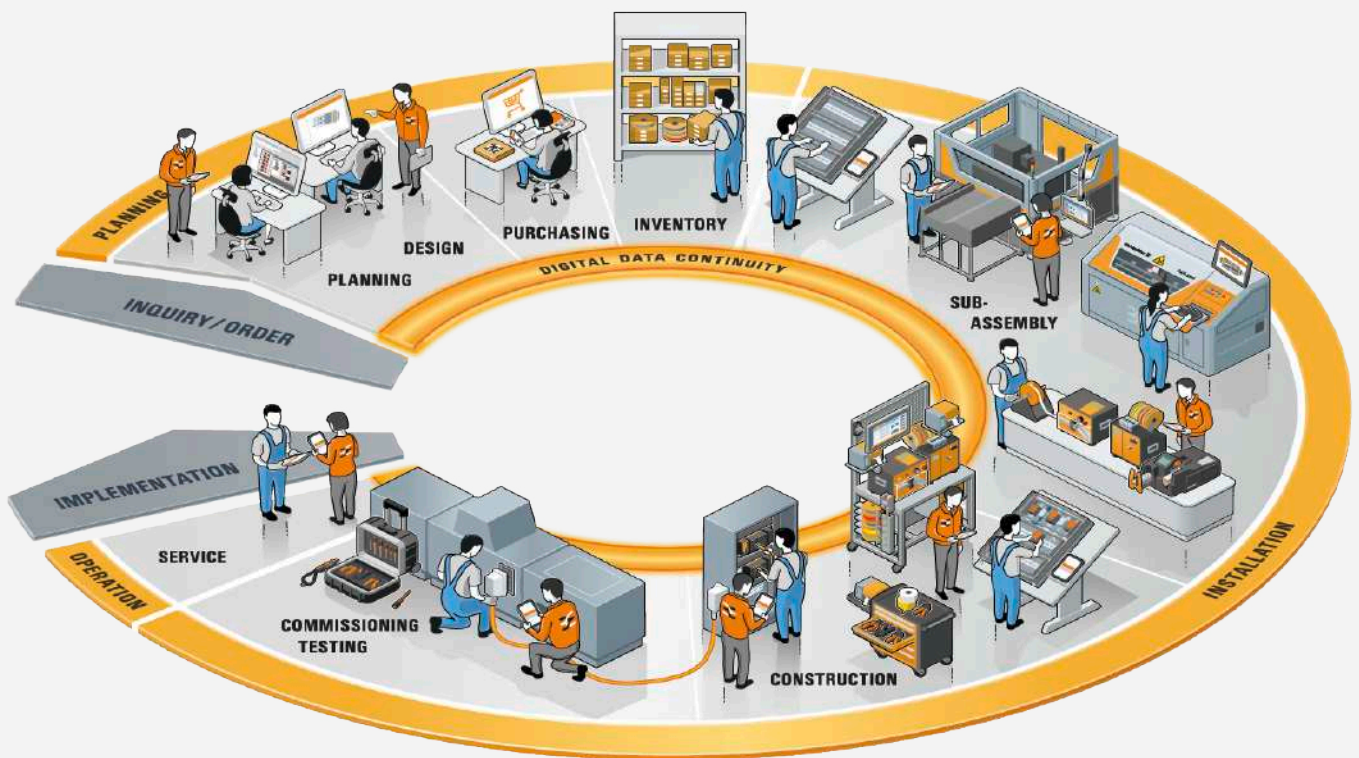

- Up-to-speed planning with the Weidmuller Configurator
- Error-free configuration through compatibility checks
- Creation of product documentation

Installation

- Ready-to-robot
- Fast SNAP IN connection technology
- Clearly distinguishable functional areas

Operate

- Uniform test and inspection tap
- Clearly distinguishable functional areas
- Long-term stable connection technologies



Identifying and Tapping the Potential of Industry 4.0

The economical system for fully automated terminal rail assembly

Klippon® Automated RailAssembler

The Klippon® Automated RailAssembler in combination with the Weidmuller Configurator (WMC) software allows automatic assembly of terminal rails.

- 60% time saving
- Up to 48 magazine spaces
- 20 places for cut-to-length mounting rails



Klippon® Automated RailLaser

In conjunction with the Weidmuller Configurator (WMC), the Klippon® Automated RailLaser enables fully automatic marking of pre-assembled terminal rails.

- Efficiency increase by up to 90%
- Quality through data consistency
- Outstanding marking quality



SNAP IN technology

The simple and safe handling of the SNAP IN technology simplifies the use of automated wiring processes and prevents incorrect wiring.

- Ready to robot
- Easily accessible top wiring
- Forceless connection of the wire





Proven Quality for Worldwide Application

Klippon® Connect tests and meets worldwide standards and above

Quality management systems

DIN EN ISO 9001, REACH, RoHS, China RoHS, WEEE



Standard testing

IEC 60947-7-x , VDE, KEMA KEUR, UKCA, CCC



USA and Canada

UL 1059, CSA C22.2 No. 158



Hazardous atmospheres

Ex eb, Ex i, Ex nA, IECEx, CCC Ex, ATEX



Ship building industry

DNV, RINA, LR, Maritim Register, BV, ABS, PRS





Railway industry

EN 45545 und NFPA 130



Weidmuller tests according to international standards



Weidmuller – Your Partner in Smart Industrial Connectivity

As experienced experts we support our customers and partners around the world with products, solutions and services in the industrial environment of power, signal and data. We are at home in their industries and markets and know the technological challenges of tomorrow. We are therefore continuously developing innovative, sustainable and useful solutions for their individual needs. Together we set standards in Industrial Connectivity.

Weidmuller, Inc

821 Southlake Blvd.
Richmond, Virginia 23236
Telephone: (800) 849-9343
Website: www.weidmuller.com
Email: customerservice@weidmuller.com

Support can be found on our website at:
www.weidmuller.com/contact