



element14

[newark.com/hoffman-enclosures](http://newark.com/hoffman-enclosures) | 800.463.9275

*Hoffman*<sup>®</sup>

# ACCELERATE YOUR PROJECT

DESIGN WITH CONFIDENCE™

EQUIPMENT PROTECTION SOLUTIONS

## DESIGN YOUR STANDARD

WHEN YOU NEED A CUSTOMIZED ENCLOSURE SOLUTION FAST, HOFFMAN® OFFERS THE INDUSTRY'S LARGEST SELECTION OF STANDARD PRODUCTS THAT CAN BE QUICKLY MODIFIED TO FIT YOUR PROJECT'S NEEDS.

### HOW DO YOU BEGIN TO DESIGN YOUR STANDARD?

**1. Choose a standard product that closely meets your project's needs.**

Hoffman offers you the widest choice of standard equipment protection solutions that enclose, protect and cool electrical and electronic components. Over 12,000 standard solutions are available immediately, most off-the-shelf from the industry's largest network of distributors – over 2,400 locations nationwide.

**2. Select one or more common modifications to Design Your Standard.**

Hoffman offers thousands of common modifications that can be available to ship in 15 days for 1st time orders and 10 days for repeat orders. With over 5 times more standard catalog products than any other manufacturer and thousands of modification options and accessories available, the possibilities are nearly endless.

START WITH A STANDARD ENCLOSURE...



TO DESIGN YOUR STANDARD



Design Your Standard selecting from thousands of common modifications available in as few as 10 days

GET STARTED NOW: [HOFFMANONLINE.COM](http://HOFFMANONLINE.COM)



#### A COMPONENT MOUNTING

- Mounting struts (limited types/standard offering)\*
- Studs/nuts
- Tapped holes

#### B WINDOWS†

- Bonded (limited to standard size only for large)\*
- CONCEPT™ style (limited to standard size only for large)\*
- Deep-hinged kit (limited to standard size and color for large)\*
- Remote windows on deep-hinged window kit
- Frame style (limited to standard size only for large)\*
- Instrumentation style

#### C DOOR AND ACCESSORIES

- Replacement doors for standard enclosures†
- Data pockets
- Drip shields
- Gasket options
- Handle changes†

#### COVERS

- Additional cover latch

#### D ENCLOSURE MOUNTING

- Floor mounting
  - Channels (limited types/standard offering)\*
  - End angles
  - Floor stands
  - Mounting angles
- Wall mounting options
- Hinge changes, left to right
- Corrosion resistant hinge pin
- Latches†
- Screwdriver options
- SS POWERGLIDE™ handles

#### E MATERIAL CHANGE

- Material gauge change if already built in same product family†
- Mild steel to 304, 316SS standard size gland plate
- Mild steel to 304SS top covers for Gold Series desk console
- 304SS to 316SS for standard size SS window kits
- 304SS to 316SS for floor stand kit
- 304SS to 316SS for enclosures
- Mild steel to aluminum on A90CT (current transformer cabinets)

#### OTHER ACCESSORIES

- Door stop kit
- Breather drain
- Electrical interlock
- Light kits
- Folding shelves (standard sizes only)\*
- Gland plates
- Grounding straps, studs, kits
- Stop plugs
- Swing-out panel
- Threaded panel extender
- Swing-out frame (standard sizes only)\*
- All accessories for enclosures

#### F SUB-PANELS

- Back panel configuration
  - Conductive finish (up to 1200 mm in any dimension)\*
  - Stainless steel 304
  - Stainless steel 316
  - White painted steel
- Remove panel mounting provisions
- Door panel(s)
- Panel installed
- Rack/panel configuration
- Side panel
- Material change from 304SS to 316SS (no change from mild or SS to conductive finish)\*
- Undersize panels installed

#### STRUCTURAL†

- Remove panel mounting options
- False bottom
- Lifting eyes
- Sealed mounting wells for lifting eyes
- Stiffeners\*
- Remove ground stud (door, body)
- 4" floor mounting channel
- Mount unistrut (wall mount enclosures only)\*
- Additional welding for strut support
- Size change on gland plate (within UL platform)
- Light mounting channels
- Large struts

#### G COOLING / BOLT ON STANDARD OFFERING

- Grille, louvers and filter kits
- Ventilation options

#### H STANDARD DISCONNECTS OFFERING

- Disconnect cutout and door interlock
- Preferred cutout
- Universal cutout
- Operator adapter kit
- Installed accessories

#### I HOLES AND CUTOUTS†

- Cover
- Enclosure
- End plate
- Gland plate
- Stamped louvers (3- and 4-in.; wall mount cabinets only)\*
- Sub-panel
- Knockouts (limited to standard size knockouts)\*

#### J COLOR AND FINISH

- One color interior and exterior
- White interior, second color exterior
- Uncleaned and unpainted
- Masking around ground studs

#### K DIMENSIONS CHANGE

- Dimension change within the minimum/maximum range defined within each bulletin\*\*

#### MANUFACTURING INSTRUCTIONS

- Installation (mounting instructions)

#### TYPE RATINGS CHANGE

- NEMA 12 to NEMA 4 for wireway
- NEMA 12 to NEMA 4 for enclosures (excludes products with overlapping doors; PROLINE™ will not qualify)\*\*†
- NEMA 12 to NEMA 3R
- NEMA 1 to NEMA 3R (A38 will not qualify)†





\* Restrictions apply

























































† Applies to specific bulletin(s)

| Product Family              | Product Type  | In-Scope Bulletins | MOST COMMON MODIFICATIONS |                 |             |
|-----------------------------|---|--------------------|---------------------------|-----------------|-------------|
|                             |   |                    | Paint Options             | Holes & Cutouts | Size Change |
| Aluminum                    | Aluminum Wall-Mount Enclosures                                    | A4A                | ●                         | ●               | ●           |
| Aluminum                    | Aluminum Wall-Mount Enclosures                                    | A51A               | ●                         | ●               | ●           |
| Aluminum                    | COMPACT™ Cast Aluminum Type 4X Enclosure                          | CA1                | ●                         | ●               |             |
| Cable and Wire Management   | Feed-Through Wireway  | F22                | ●                         | ●               |             |
| Cable and Wire Management   | Feed-Through Wireway; Lay-In Wireway                              | F10                | ●                         | ●               | ●           |
| Cable and Wire Management   | Feed-Through Wireway; Lay-In Wireway                              | F20                | ●                         | ●               | ●           |
| Cable and Wire Management   | Feed-Through Wireway; Lay-In Wireway                              | F25                |                           | ●               |             |
| Cable and Wire Management   | Lay-In Wireway  | F40FC              |                           | ●               |             |
| Cable and Wire Management   | Wiring Troughs  | F20HC              | ●                         | ●               | ●           |
| Cable and Wire Management   | Wiring Troughs  | F20SC              | ●                         | ●               | ●           |
| Contractor                  | Electrical Utility  | UJ                 | ●                         | ●               |             |
| Contractor                  | Telephone Cabinets  | T90                | ●                         | ●               | ●           |
| Contractor                  | Type 1  | A1L                | ●                         | ●               | ●           |
| Contractor                  | Type 1  | A1M                | ●                         | ●               | ●           |
| Contractor                  | Type 1  | A1PP               | ●                         | ●               | ●           |
| Contractor                  | Type 1  | A1SM               | ●                         | ●               | ●           |
| Contractor                  | Type 1  | A90HC              |                           | ●               |             |
| Contractor                  | Type 1  | A90P1              |                           | ●               |             |
| Contractor                  | Type 1  | DSW12              | ●                         | ●               |             |
| Contractor                  | Type 3R   | A3L0               | ●                         | ●               | ●           |
| Contractor                  | Type 3R   | A3M                | ●                         | ●               | ●           |
| Contractor                  | Type 3R   | A3PM               | ●                         | ●               |             |
| Contractor                  | Type 3R   | A3RD               | ●                         | ●               |             |
| Contractor                  | Type 3R   | A90GS              |                           | ●               |             |
| Contractor                  | Type 3R   | A90RH              | ●                         | ●               | ●           |
| Contractor                  | Type 3R   | A90S3              | ●                         | ●               | ●           |
| Disconnect                  | Free-Stand Preferred-Cutout Disconnect Enclosures                 | A38D               | ●                         | ●               | ●           |
| Disconnect                  | Free-Stand Stainless Steel Preferred-Cutout Disconnect Enclosures | A21S4              |                           | ●               | ●           |
| Disconnect                  | Free-Stand Stainless Steel Preferred-Cutout Disconnect Enclosures | A28S4              |                           | ●               | ●           |
| Disconnect                  | Free-Stand Stainless Steel Preferred-Cutout Disconnect Enclosures | A4S2               |                           | ●               | ●           |
| Disconnect                  | Free-Stand Stainless Steel Preferred-Cutout Disconnect Enclosures | WS2D               |                           | ●               | ●           |
| Disconnect                  | Free-Stand Universal-Cutout Disconnect Enclosures                 | A21                | ●                         | ●               | ●           |
| Disconnect                  | Free-Stand Universal-Cutout Disconnect Enclosures                 | A28M1              | ●                         | ●               | ●           |
| Disconnect                  | Free-Stand Universal-Cutout Disconnect Enclosures                 | A28M2              | ●                         | ●               | ●           |
| Disconnect                  | Free-Stand Universal-Cutout Disconnect Enclosures                 | A28MM              | ●                         | ●               | ●           |
| Disconnect                  | Free-Stand Universal-Cutout Disconnect Enclosures                 | A34                | ●                         | ●               | ●           |
| Disconnect                  | SEQUESTR™ Preferred-Cutout Disconnect Enclosures                  | A28X2              | ●                         | ●               |             |
| Disconnect                  | SEQUESTR Preferred-Cutout Disconnect Enclosures                   | A28XM              | ●                         | ●               |             |
| Disconnect                  | SEQUESTR Preferred-Cutout Disconnect Enclosures                   | A70D               | ●                         | ●               |             |
| Disconnect                  | SEQUESTR Preferred-Cutout Disconnect Enclosures                   | C2-HMI             | ●                         | ●               | ●           |
| Disconnect                  | SEQUESTR Preferred-Cutout Disconnect Enclosures                   | A28X1              | ●                         | ●               |             |
| Disconnect                  | Wall-Mount Fixed-Depth Allen-Bradley Disconnect Enclosures        | A22                | ●                         | ●               | ●           |
| Disconnect                  | Wall-Mount Preferred-Cutout Disconnect Enclosures                 | A19                | ●                         | ●               | ●           |
| Disconnect                  | Wall-Mount Preferred-Cutout Disconnect Enclosures                 | A19S               |                           | ●               | ●           |
| Disconnect                  | Wall-Mount Preferred-Cutout Disconnect Enclosures                 | A25                | ●                         | ●               | ●           |
| Disconnect                  | Wall-Mount Preferred-Cutout Disconnect Enclosures                 | CWD                | ●                         | ●               | ●           |
| Disconnect                  | Wall-Mount Preferred-Cutout Disconnect Enclosures                 | CWSD               |                           | ●               | ●           |
| Disconnect                  | Wall-Mount Preferred-Cutout Disconnect Enclosures                 | WS1D               |                           | ●               | ●           |
| Hazardous Locations         | Hazardous Location Enclosures                                     | A9                 | ●                         | ●               | ●           |
| HMI-Human-Machine Interface | Consolet  | C5                 |                           | ●               |             |
| HMI-Human-Machine Interface | HMI Enclosure Systems   | C2                 | ●                         | ●               | ●           |
| HMI-Human-Machine Interface | HMI Enclosure Systems   | CC2                | ●                         | ●               |             |
| HMI-Human-Machine Interface | HMI Enclosure Systems   | C3                 | ●                         | ●               |             |
| HMI-Human-Machine Interface | HMI Enclosure Systems   | CC3                | ●                         | ●               |             |
| HMI-Human-Machine Interface | HMI Enclosure Systems   | CC4                | ●                         | ●               |             |
| HMI-Human-Machine Interface | HMI Enclosure Systems   | CCR6               | ●                         | ●               |             |
| HMI-Human-Machine Interface | Mounting Options  | P1                 | ●                         | ●               |             |
| HMI-Human-Machine Interface | Mounting Options  | VM2                | ●                         | ●               |             |
| HMI-Human-Machine Interface | Mounting Options  | VM5                | ●                         | ●               |             |
| Mild Steel                  | Floor-Mount Enclosures  | A12L               | ●                         | ●               | ●           |
| Mild Steel                  | Free-Stand Enclosures   | A27                | ●                         | ●               | Depth Only  |
| Mild Steel                  | Free-Stand Enclosures   | A30                | ●                         | ●               | ●           |

| Product Family            | Product Type                                     | In-Scope Bulletins | MOST COMMON MODIFICATIONS |                 |             |
|---------------------------|--|--------------------|---------------------------|-----------------|-------------|
|                           |  |                    | Paint Options             | Holes & Cutouts | Size Change |
| Mild Steel                | Free-Stand Enclosures                            | A38                | ●                         | ●               | ●           |
| Mild Steel                | Free-Stand Enclosures                            | A4L                | ●                         | ●               | ●           |
| Mild Steel                | Junction Boxes                                   | A51                | ●                         |                 |             |
| Mild Steel                | Junction Boxes                                   | A51CH              | ●                         | ●               | ●           |
| Mild Steel                | Junction Boxes                                   | A51DR              | ●                         |                 |             |
| Mild Steel                | Junction Boxes                                   | A51FL              | ●                         | ●               | ●           |
| Mild Steel                | Junction Boxes                                   | A51LP              | ●                         | ●               | ●           |
| Mild Steel                | Junction Boxes                                   | A51NF              | ●                         | ●               | ●           |
| Mild Steel                | Junction Boxes                                   | A51SC              | ●                         | ●               | ●           |
| Mild Steel                | Junction Box                                     | PB1                |                           | ●               |             |
| Mild Steel                | Wall-Mount Enclosures                            | A12                | ●                         | ●               | ●           |
| Mild Steel                | Wall-Mount Enclosures                            | A4                 | ●                         | ●               | ●           |
| Mild Steel                | Wall-Mount Enclosures                            | A4G                | ●                         | ●               | ●           |
| Mild Steel                | Wall-Mount Enclosures                            | A54                | ●                         | ●               | ●           |
| Mild Steel                | Wall-Mount Enclosures                            | CW1                | ●                         | ●               | ●           |
| Mild Steel                | Wall-Mount Enclosures                            | CW2                | ●                         | ●               | ●           |
| Modular Enclosure Systems | PROLINE™ Assembled Enclosures                    | P20                | ●                         | ●               |             |
| Modular Enclosure Systems | PROLINE Assembled Enclosures                     | P20S               |                           | ●               |             |
| Modular Enclosure Systems | PROLINE Assembled Enclosures                     | P20PC              | ●                         | ●               |             |
| Modular Enclosure Systems | PROLINE Assembled Enclosures                     | P20SY              | ●                         | ●               |             |
| Modular Enclosure Systems | PROLINE™ Gold Series Enclosure Systems           | P10                | ●                         | ●               |             |
| Modular Enclosure Systems | PROLINE Gold Series Enclosure Systems            | P11                | ●                         | ●               |             |
| Networking                | Cable/Power Management                           | DTX                | ●                         | ●               |             |
| Networking                | Free-Stand Cabinets                              | DEC1               | ●                         | ●               |             |
| Networking                | Free-Stand Cabinets                              | DPSR               | ●                         | ●               |             |
| Networking                | Free-Stand Cabinets; Wall-Mount Cabinets         | D85                | ●                         | ●               |             |
| Networking                | Outside Plant Products                           | DCOM               | ●                         | ●               |             |
| Networking                | Outside Plant Products                           | DTX                | ●                         | ●               |             |
| Networking                | Wall-Mount Cabinets                              | DSW12              | ●                         | ●               |             |
| Networking                | Wall-Mount Cabinets                              | DWDH1              | ●                         | ●               |             |
| Networking                | Wall-Mount Cabinets                              | DWS1               | ●                         | ●               |             |
| Networking                | Wall-Mount Cabinets                              | DWS12              | ●                         | ●               |             |
| Non-Metallic              | Fiberglass                                       | A17                |                           | ●               |             |
| Non-Metallic              | Fiberglass                                       | A17WM              |                           | ●               |             |
| Non-Metallic              | Fiberglass                                       | A48                |                           | ●               |             |
| Non-Metallic              | Fiberglass                                       | A50                |                           | ●               |             |
| Non-Metallic              | Fiberglass                                       | DWS12              |                           | ●               |             |
| Non-Metallic              | Fiberglass                                       | HJ                 |                           | ●               |             |
| Non-Metallic              | Fiberglass                                       | UX1                |                           | ●               |             |
| Stainless Steel           | Consoles and Accessories                         | C1S                |                           | ●               | ●           |
| Stainless Steel           | Consolets  | C5S                |                           | ●               | ●           |
| Stainless Steel           | Floor-Mount and Free-Stand Enclosures            | A12S               |                           | ●               | ●           |
| Stainless Steel           | Floor-Mount and Free-Stand Enclosures            | A30S               |                           | ●               | ●           |
| Stainless Steel           | Floor-Mount and Free-Stand Enclosures            | A30S4              |                           | ●               | ●           |
| Stainless Steel           | Floor-Mount and Free-Stand Enclosures            | A4S2               |                           | ●               | ●           |
| Stainless Steel           | Floor-Mount and Free-Stand Enclosures            | A4S3               |                           | ●               | ●           |
| Stainless Steel           | Floor-Mount and Free-Stand Enclosures            | A4SL               |                           | ●               | ●           |
| Stainless Steel           | Flush-Mount Enclosures                           | A20S               |                           | ●               |             |
| Stainless Steel           | Instrumentation Enclosures and Accessories       | A54S               |                           | ●               | ●           |
| Stainless Steel           | Junction Boxes                                   | A51S               |                           | ●               | ●           |
| Stainless Steel           | Junction Boxes                                   | A51SE              |                           | ●               | ●           |
| Stainless Steel           | PROLINE™ Stainless Steel HMI Enclosures          | P20                |                           | ●               |             |
| Stainless Steel           | PROLINE Stainless Steel HMI Enclosures           | P9S                |                           | ●               |             |
| Stainless Steel           | PROLINE Stainless Steel HMI Enclosures           | P1S                |                           | ●               |             |
| Stainless Steel           | Pushbutton Enclosures                            | PB1S               |                           | ●               | ●           |
| Stainless Steel           | Wall-Mount Enclosures                            | A12SW              |                           | ●               | ●           |
| Stainless Steel           | Wall-Mount Enclosures                            | A4S                |                           | ●               | ●           |
| Stainless Steel           | Wall-Mount Enclosures                            | A4SEM              |                           | ●               | ●           |
| Stainless Steel           | Wall-Mount Enclosures                            | A4SW               |                           | ●               | ●           |
| Stainless Steel           | Wall-Mount Enclosures                            | A4SW3              |                           | ●               | ●           |
| Stainless Steel           | Wall-Mount Enclosures                            | CWS                |                           | ●               | ●           |
| Stainless Steel           | Wall-Mount Enclosures                            | CWSEM              |                           | ●               | ●           |
| Stainless Steel           | WATERSHED™ Free-Stand Enclosures and Accessories | WS2                |                           | ●               | ●           |
| Stainless Steel           | WATERSHED Wall-Mount Enclosures and Accessories  | WS1                |                           | ●               | ●           |

COLORS SHOWN MAY VARY FROM ACTUAL

|   |   |  |   |
|---|---|--|---|
|    |    |    |    |
| <b>T006</b> Signal White<br>Rough Glossy RAL 9003                                   | <b>S066</b> Signal White<br>Smooth Glossy RAL 9003                                  | <b>IH404</b> White<br>Smooth Matte   | <b>S094</b> Traffic White<br>Smooth Glossy RAL 9016                                   |
|    |    |    |    |
| <b>S078</b> White<br>Smooth Glossy Hoffman #60                                      | <b>S068</b> Pure White<br>Smooth Glossy RAL 9010                                    | <b>IH274</b> Cool White Hybrid<br>Smooth Glossy                                      | <b>IH58</b> Light Gray<br>Smooth Glossy GMW-01  |
|    |    |    |    |
| <b>IH421</b> Grey White<br>Fine Semi-Gloss RAL 9002                                 | <b>IH148</b> Gray White<br>Rough Semi-Gloss RAL 9002                                | <b>S065</b> Gray White<br>Smooth Glossy RAL 9002                                     | <b>IH420</b> Telegrey 4<br>Smooth Glossy RAL 7047                                     |
|    |    |    |    |
| <b>T004</b> Light Gray<br>Rough Glossy RAL 7035                                     | <b>T012</b> Light Gray<br>Rough Semi-Gloss RAL 7035                                 | <b>S052</b> Light Gray<br>Smooth Glossy RAL 7035                                     | <b>S073</b> Light Gray<br>Smooth Semi-Gloss ANSI 70                                   |
|    |    |    |    |
| <b>S053</b> Agate Gray<br>Smooth Glossy RAL 7038                                    | <b>IH400</b> SIE Gray<br>Smooth Semi-Gloss  | <b>S087</b> Hoffman Standard Gray<br>Smooth Semi-Gloss ANSI 61                       | <b>T016</b> Gray<br>Fine Matte ANSI 61  |
|   |   |   |   |
| <b>IH248</b> White Aluminum<br>Smooth Semi-Gloss RAL 9006                           | <b>S043</b> Signal Gray<br>Smooth Glossy RAL 7004                                   | <b>S054</b> Window Gray<br>Smooth Glossy RAL 7040                                    | <b>S055</b> Traffic Gray<br>Smooth Glossy RAL 7042                                    |
|  |  |  |  |
| <b>IH324</b> Platinum Gray<br>Smooth Glossy RAL 7036                                | <b>S049</b> Stone Gray<br>Smooth Glossy RAL 7030                                    | <b>IH275</b> Dusty Gray<br>Smooth Glossy RAL 7037                                    | <b>S085</b> Dark Gray<br>Smooth Semi-Gloss ANSI 49                                    |
|  |  |  |  |
| <b>IH399</b> Federal Standard Gray<br>Smooth Matte 595-26307                        | <b>T003</b> Pebble Gray<br>Rough Glossy RAL 7032                                    | <b>T013</b> Pebble Gray<br>Rough Semi-Gloss RAL 7032                                 | <b>S051</b> Pebble Gray<br>Smooth Glossy RAL 7032                                     |
|  |  |  |  |
| <b>T005</b> Cream<br>Rough Glossy RAL 9001  | <b>S064</b> Cream<br>Smooth Glossy RAL 9001   | <b>IH100</b> Cream<br>Smooth Satin F63VXW8736  | <b>IH360</b> Cardinal Beige<br>Rough Semi-Gloss                                       |
|  |  |  |  |
| <b>IH32</b> Munsell Light Beige<br>Smooth Semi-Gloss #5Y 9/1                        | <b>IH419</b> Husky Beige<br>Rough Semi-Gloss  | <b>S071</b> Munsell Chrysler Beige<br>Smooth Glossy #7.5YR7/2                        | <b>S102</b> Almond<br>Smooth Glossy   |
|  |  |  |  |
| <b>S002</b> Oyster White<br>Smooth Glossy RAL 1013                                  | <b>S004</b> Light Ivory<br>Smooth Glossy RAL 1015                                   | <b>S003</b> Ivory<br>Smooth Glossy RAL 1014  | <b>S104</b> Caramel<br>Smooth Glossy  |
|  |  |  |  |
| <b>S001</b> Beige<br>Smooth Glossy RAL 1001   | <b>T008</b> Designline Beige<br>Fine Matte Hoffman #78T                             | <b>IH255</b> Yellow Gray<br>Smooth Glossy RAL 7034                                   | <b>IH381</b> Target Brown<br>Smooth Matte   |
|  |  |  |  |
| <b>S110</b> Munsell Brown<br>Smooth Glossy #2.5Y 5/2                                | <b>S058</b> Olive Brown<br>Smooth Glossy RAL 8008                                   | <b>IH353</b> Fawn Brown<br>Smooth Glossy RAL 8007                                    | <b>S059</b> Sepia Brown<br>Smooth Glossy RAL 8014                                     |

|   |  |   |   |  |   |   |  |
|---|--|---|---|--|---|---|--|
|     | <b>S061</b> Chocolate Brown<br>Smooth Glossy RAL 8017    |     | <b>S062</b> Black Brown<br>Smooth Glossy RAL 8022                 |     | <b>S045</b> Basalt Gray<br>Smooth Glossy RAL 7012       |     | <b>S044</b> Iron Gray<br>Smooth Glossy RAL 7011                  |
|    | <b>S047</b> Anthracite Gray<br>Smooth Glossy RAL 7016    |    | <b>S109</b> Black Lava<br>Smooth Matte                            |    | <b>T014</b> Black Gray<br>Rough Semi-Gloss RAL 7021     |    | <b>S048</b> Black Gray<br>Smooth Glossy RAL 7021                 |
|    | <b>S069</b> Graphite Black<br>Smooth Glossy RAL 9011     |    | <b>S112</b> Black<br>Smooth Semi-Gloss Hoffman #80                |    | <b>T009</b> Jet Black<br>Fine Matte RAL 9005            |    | <b>T007</b> Jet Black<br>Rough Glossy RAL 9005                   |
|    | <b>S067</b> Jet Black<br>Smooth Glossy RAL 9005          |    | <b>S014</b> Sapphire Blue<br>Smooth Glossy RAL 5003               |    | <b>S021</b> Cobalt Blue<br>Smooth Glossy RAL 5013       |    | <b>S011</b> Violet Blue<br>Smooth Glossy RAL 5000                |
|    | <b>S015</b> Signal Blue<br>Smooth Glossy RAL 5005        |    | <b>S019</b> Gentian Blue<br>Smooth Glossy RAL 5010                |    | <b>IH194</b> Corning Blue Termite<br>Smooth Semi-Gloss  |    | <b>IH233</b> Corning Transformer Blue<br>Smooth Semi-Gloss       |
|    | <b>S072</b> Chrysler Blue<br>Smooth Glossy #2.5PB3/10    |    | <b>IH291</b> Chrysler Blue<br>Rough Glossy                        |    | <b>IH343</b> SW Chrysler Blue<br>Smooth Glossy #10B 4/8 |    | <b>S018</b> Azure Blue<br>Smooth Glossy RAL 5009                 |
|    | <b>IH299</b> Traffic Blue<br>Smooth Glossy RAL 5017      |    | <b>S025</b> Capri Blue<br>Smooth Glossy RAL 5019                  |    | <b>S079</b> Precaution Blue<br>Smooth Glossy #96Y-23665 |    | <b>S016</b> Brilliant Blue<br>Smooth Glossy RAL 5007             |
|   | <b>IH403</b> Dark Blue<br>Smooth Matte                   |   | <b>S077</b> OSHA Safety Blue<br>Smooth Glossy #5.PB3.5/10         |   | <b>S023</b> Sky Blue<br>Smooth Glossy RAL 5015          |   | <b>S020</b> Light Blue<br>Smooth Glossy RAL 5012                 |
|  | <b>S027</b> Pastel Blue<br>Smooth Glossy RAL 5024        |  | <b>S024</b> Turquoise Blue<br>Smooth Glossy RAL 5018              |  | <b>S026</b> Water Blue<br>Smooth Glossy RAL 5021        |  | <b>IH402</b> Caribbean Blue<br>Smooth Semi-Gloss                 |
|  | <b>IH325</b> Munsell Green<br>Smooth Satin PSPL350001    |  | <b>IH66</b> Federal Standard Green 595-24172<br>Smooth Semi-Gloss |  | <b>S030</b> Olive Green<br>Smooth Glossy RAL 6003       |  | <b>IH15</b> Pine Green (S113)<br>Smooth Glossy RAL 6028          |
|  | <b>IH350</b> Lincoln Green<br>Smooth Glossy              |  | <b>S032</b> Reseda Green<br>Smooth Glossy RAL 6011                |  | <b>S029</b> Emerald Green<br>Smooth Glossy RAL 6001     |  | <b>S039</b> Mint Green<br>Smooth Glossy RAL 6029                 |
|  | <b>S037</b> Traffic Green<br>Smooth Glossy RAL 6024      |  | <b>IH227</b> Applied Vision Green<br>Smooth Glossy                |  | <b>S036</b> Pale Green<br>Smooth Glossy RAL 6021        |  | <b>IH271</b> Caterpillar Yellow<br>Smooth Glossy                 |
|  | <b>IH17</b> Traffic Yellow<br>Smooth Glossy RAL 1023     |  | <b>S075</b> OSHA Safety Yellow #5.Y8.0/12<br>Smooth Glossy        |  | <b>S006</b> Yellow Orange<br>Smooth Glossy RAL 2000     |  | <b>IH257</b> Pastel Orange<br>Smooth Glossy RAL 2003             |
|  | <b>IH405</b> Bright Red Orange<br>Smooth Glossy RAL 2008 |  | <b>S076</b> OSHA Safety Orange #5.Y6.0/15<br>Smooth Glossy        |  | <b>S007</b> Pure Orange<br>Smooth Glossy RAL 2004       |  | <b>IH401</b> Pure Orange<br>Smooth Glossy PP9415Q                |
|  | <b>IH268</b> Vermilion Orange<br>Smooth Glossy RAL 2002  |  | <b>IH326</b> Traffic Red<br>Smooth Glossy RAL 3020                |  | <b>S008</b> Signal Red<br>Smooth Glossy RAL 3001        |  | <b>IH264</b> Firetrol Red Cardinal #T-009 RD 38<br>Smooth Glossy |



## **NORTH AMERICA**

Minneapolis, MN  
Tel: +1.763.421.2240  
Warwick, RI  
Tel: +1.401.732.3770  
San Diego, CA  
Tel: +1.858.740.2400  
Radford, VA  
Tel: +1.540.639.4440  
Mexico, D.F.  
Tel: +52.55.5280.1449  
Toronto, Canada  
Tel: +1.416.289.2770

## **SOUTH AMERICA**

São Paulo, S.P., Brazil  
Tel: +55.11.5184.2100  
Boituva, Brazil  
Tel: +55.15.3363.9101

## **EUROPE**

Straubenhardt, Germany  
Tel: +49.7082.794.0  
Betschdorf, France  
Tel: +33.3.88.90.64.90  
Dzierżonów, Poland  
Tel: +48.74.64.63.700

Hemel Hempstead, Great Britain  
Tel: +44.1442.24.04.71

Skarpnäck, Sweden  
Tel: +46.8.683.61.00  
Pregnana Milanese, Italy  
Tel: +39.02.932.714.1  
Moscow, Russia  
Tel: +7.495.730.52.53

## **MIDDLE EAST & AFRICA**

Dubai, United Arab Emirates  
Tel: +971.4.37.81.700

## **ASIA**

Shanghai, P.R. China  
Tel: +86.21.3211.4588  
Qingdao, P.R. China  
Tel: +86.532.8771.6101  
Bangalore, India  
Tel: +91.80.6715.2000  
Singapore  
Tel: +65.679.52213  
Shin-Yokohama, Japan  
Tel: +81.45.476.0271